



P.031

Phonics

Syllable Patterns

Syllable Snake

Objective

The student will segment syllables in words.

Materials


- ▶ Syllable Snake game board (Activity Master P.031.AM1a - P.031.AM1b)
- ▶ Word cards (Activity Master P.031.AM2a - P.031.AM2e)
Write the number of syllables on the back of the word cards.
- ▶ Game pieces (e.g., counters)

Activity

Students count syllables in words by playing a game.

1. Place game board and stack of word cards face up on a flat surface.
2. Students place game pieces at START on the game board.
3. Taking turns, students select the top card and read the word.
4. Say the word again segmenting it by syllables. Count and state the number of syllables.
5. Check the back of the card for the number of syllables. If correct, move game piece the same number of spaces on game board as the number of syllables in the word. If incorrect, leave game piece where it is and next student takes turn.
Word cards are placed at the bottom of the stack to be used again.
6. Game continues until all students reach the end of the game board.
7. Peer evaluation

“Microwave, mi-cro-wave. That’s three syllables.”



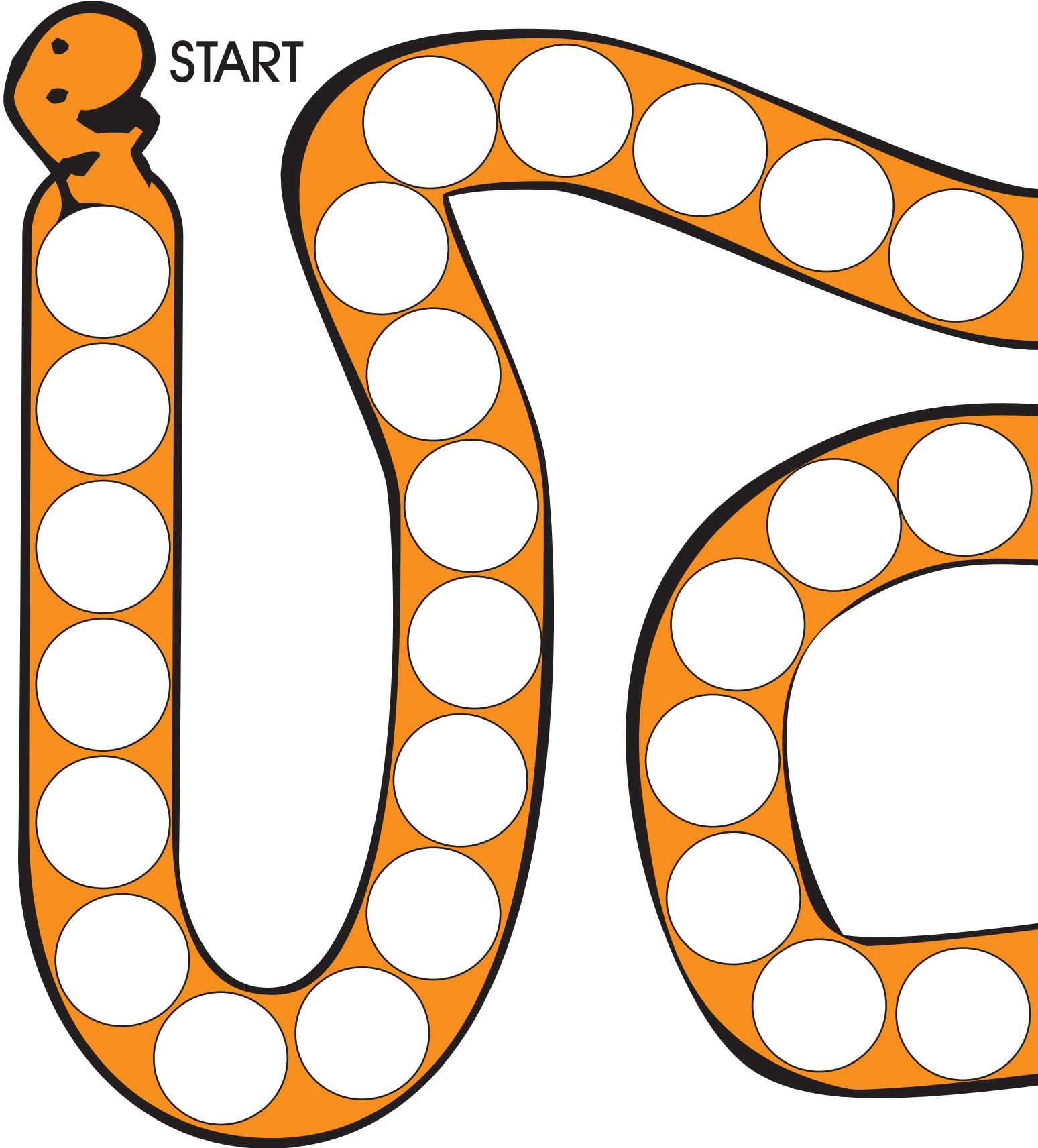
Extensions and Adaptations


- ▶ Make other word cards to use in game.

Phonics

Syllable Snake

P.031.AM1a





Phonics

Syllable Snake

P.03 I .AM2a

straight

watch

game

plus

pave

thought

extend

mistake



invite

install

jigsaw

awake

bodyguard

hesitate

contemplate

candidate



Phonics

Syllable Snake

P.03 I.AM2c

microwave

summertime

transportation

information

confidential

prohibited

experience

permanently



chuckle

mermaid

cartoon

normal

cellar

valley

mushroom

whirlwind



Phonics

Syllable Snake

P.03 I.AM2e

vertical

accidental

monument

hospital

instrument

celebrate

mystify

quadruple

